



CARGO HOLD NO. 1 FWD



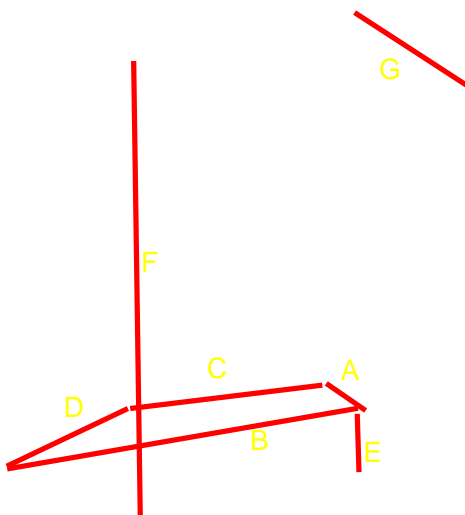
| CARGO HOLD NO. 1 FWD | |
|----------------------|---------|
| A = | 6.55 M |
| B = | 9.87 M |
| C = | 6.27 M |
| D = | 12.53 M |
| E = | 3.50 M |
| F = | 2.45 M |

CARGO HOLD NO. 1 AFT




| CARGO HOLD NO. 1 AFT | |
|----------------------|---------|
| A = | 17.00 M |
| B = | 12.53 M |
| C = | 2.40 M |
| D = | 2.45 M |
| E = | 3.50 M |
| FWD & AFT | 22.12 M |

CARGO HOLD NO. 1 PORT




| CHNO. 1 PORT | |
|--------------|---------|
| A = | 1.66 M |
| B = | 12.20 M |
| C = | 7.20 M |
| D = | 4.75 M |
| E = | 2.00 M |
| F = | 11.48 M |
| G = | 6.27 M |

CARGO HOLD NO. 5 FWD




| CARGO HOLD NO.5 FWD | | |
|---------------------|-------|---|
| A = | 22.86 | M |
| B = | 12.4 | M |
| C = | 2.38 | M |
| D = | 3.1 | M |
| FWD& AFT | 26.85 | M |

CARGO HOLD NO. 5 AFT



| CARGO HOLD NO.5 AFT | | |
|---------------------|-------|---|
| A = | 8.20 | M |
| B = | 12.40 | M |
| C = | 2.35 | M |
| D = | 22.86 | M |
| E = | 2.38 | M |
| F = | 4.00 | M |
| G = | 3.40 | M |

CARGO HOLD NO. 5 STBD



| CARGO HOLD NO.5 STBD | | |
|----------------------|-------|---|
| A = | 27.77 | M |
| B = | 9.46 | M |
| C = | 18.05 | M |
| D = | 2.35 | M |
| E = | 7.70 | M |
| F = | 18.30 | M |
| G = | 2.00 | M |