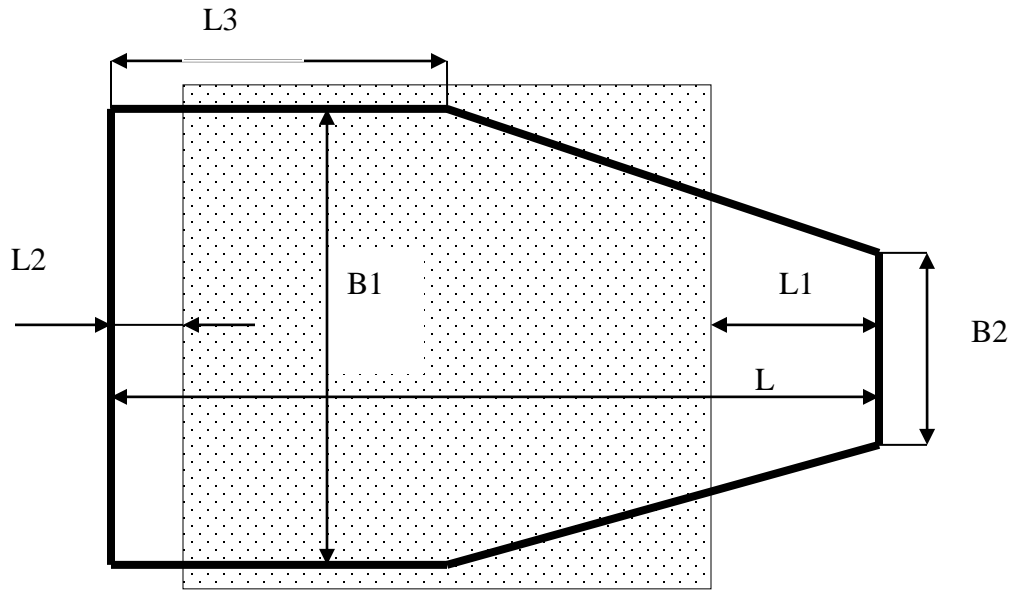



Cargo Hold No.1



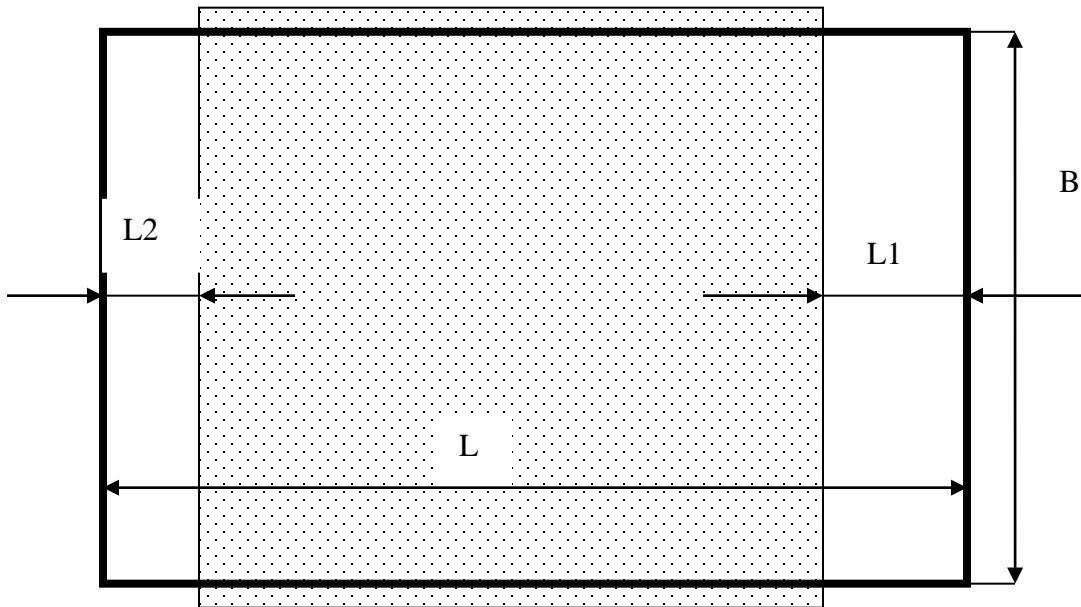
L = 22 m 06 cm
 B1= 16 m 73 cm
 B2 = 4 m 10 cm
 L1=6 m 50 cm
 L2=1 m 90 cm
 L3= 6 m 00 cm




Hatch cover location

H(comings)=2 m 20 cm

Cargo Hold No.2

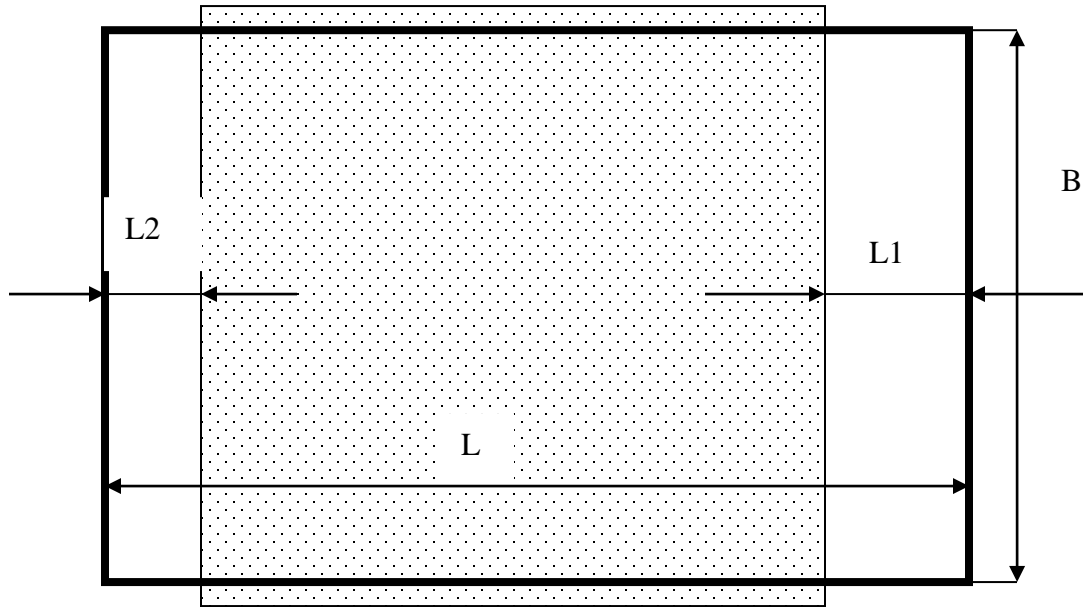


L = 25.m 95 cm
 B = 18 m 20 cm
 L1= 4 m 40 cm
 L2= 2 m 00 cm
 H(coming)= 2 m 20 cm




Hatch cover location

Cargo Hold No.3

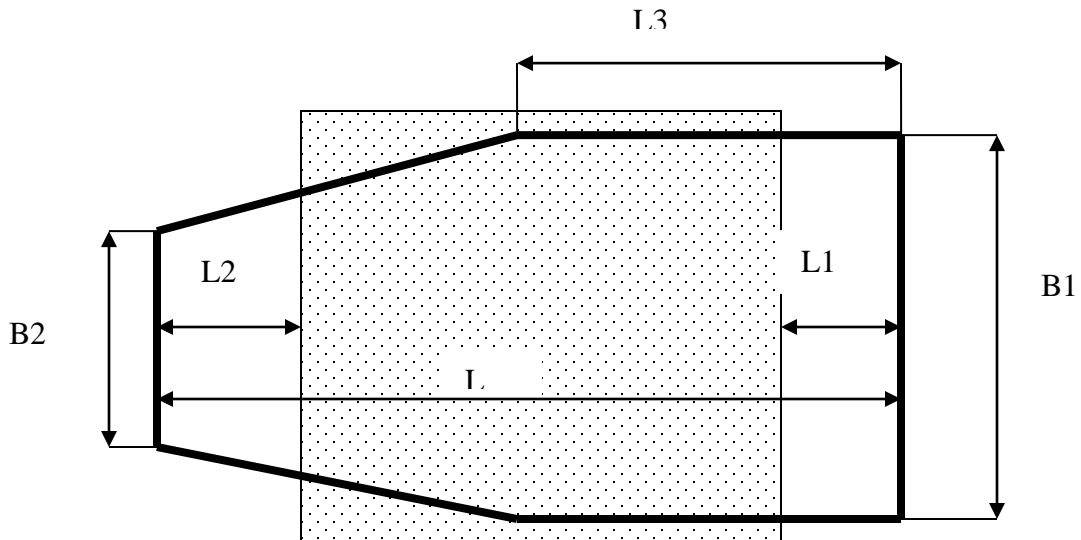


$L=26\text{ m }36\text{ cm}$
 $B=18\text{ m }20\text{ cm}$
 $L1=4\text{ m }80\text{ cm}$
 $L2=3\text{ m }95\text{ cm}$
 $H(\text{comings})=2\text{ m }20\text{ cm}$




Hatch cover location

Cargo Hold No.4



$L = 25.\text{m }92\text{ cm}$
 $B1 = 16\text{ m }71\text{ cm}$
 $B2 = 7\text{ m }65\text{ cm}$
 $L1=4\text{ m }30\text{ cm}$
 $L2=3\text{ m }90\text{ cm}$
 $L3 = 11\text{ m }60\text{ cm}$
 $H(\text{coming})=2\text{ m }20\text{ cm}$



Hatch cover location